
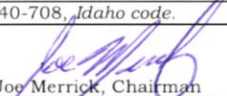




Annual Road and Street Financial Report

Reporting Entity Name, Mailing Address and Contact Phone Number:		Please return, not later than December 31 , to: 2022
Entity Owyhee County	BRANDON D. WOOLF IDAHO STATE CONTROLLER ATTN: HIGHWAY USERS STATEHOUSE MAIL BOISE, ID 83720	
Address PO Box 128		
City State Zip Murphy, ID 83650		
Contact/Phone 208-495-2421	abarkell@co.owyhee.id.us	

This certified report of dedicated funds is hereby submitted to the State Controller as required by 40-708, Idaho code.

Dated this 27th day of December, 2022

ATTEST:  Angela Barkell, Clerk	 Joe Merrick, Chairman  Jerry Hoagland, Commissioner  Kelly Abrasturi, Commissioner
--	--

City Clerk/County Clerk/District Secretary (type or print name & sign) **AND** Commissioners or Mayor (type or print name & sign)

FOR THE FISCAL YEAR ENDING SEPTEMBER 30, 2021

Line 1 BEGINNING BALANCE AS OF OCTOBER 1 PREVIOUS YEAR	2,165,597
--	-----------

RECEIPTS		
LOCAL FUNDING SOURCES		
Line 2	Property tax levy (for roads, streets and bridges)	482,090
Line 3	Sale of assets	1,260
Line 4	Interest income	1,999
Line 5	Fund transfers from non-highway accounts	0
Line 6	Proceeds from sale of bonds (include LIDs)	
Line 7	Proceeds from issue of notes (include loans)	
Line 8	Local impact fees	
Line 9	Local option registration fee	
Line 10	All other LOCAL receipts or transfers in	16,086
Line 11	Total Local Funding (sum lines 2 through 10).	501,435
STATE FUNDING SOURCES		
Line 12	Highway user revenue	1,440,496
Line 13	Sales tax/Inventory replacement tax	12,055
Line 14	Sales tax/Revenue sharing	
Line 15	State Exchanged funds	
Line 16	All other STATE receipts or transfers	746,054
Line 17	Total State Funding (sum lines 12 through 16).	2,198,605
FEDERAL FUNDING SOURCES		
Line 18a	Secure Rural Schools (Title I Funds)	
Line 18b	Secure Rural Schools (Title III Funds)	
Line 19	Federal-aid Bridge	
Line 20	Federal-aid Rural	

Line 21	Federal-aid Urban	
Line 22	Federal Lands Access Funds and All other FEDERAL receipts or transfers	30,000
Line 23	Total Federal Funding (sum lines 18 through 22)	30,000
Line 24	TOTAL RECEIPTS (sum lines 11, 17, 23)	2,730,040

REPORTING ENTITY NAME: OWYHEE COUNTY FISCAL YEAR: 2022

DISBURSEMENTS Page 2 of 3

NEW CONSTRUCTION (include salary and benefits on each line)		
Line 25	Roads	
Line 26	Bridges, culverts and storm drainage	
Line 27	RR Crossing	
Line 28	Other (signs, signals or traffic control).	
Line 29	Total New Construction (sum lines 25 through 28)	0

RECONSTRUCTION/REPLACEMENT/REHABILITATION (include salary and benefits on each line)		
Line 30	Roads (rebuilt, realign, or overlay upgrade).	1,058,976
Line 31	Bridges, culverts and storm drainage	15,359
Line 32	RR Crossing.	
Line 33	Other (signs, signals or traffic control).	
Line 34	Total Reconstruction/Replacement (sum lines 30 through 33)	1,074,334

ROUTINE MAINTENANCE (include salary and benefits on each line)		
Line 35	Chip sealing or seal coating.	584,350
Line 36	Patching	17,518
Line 37	Winter Maintenance	25,263
Line 38	Grading/blading	286,595
Line 39	Bridge.	
Line 40	Other (signs, signals or traffic control).	1,279
Line 41	Total Routine Maintenance (sum lines 35 through 40)	915,005

EQUIPMENT		
Line 42	Equipment purchase - automotive, heavy, other.	115,877
Line 43	Equipment lease/purchase	49,938
Line 44	Equipment maintenance.	
Line 45	Other (specify).	
Line 46	Total Equipment (sum lines 42 through 45)	165,815

ADMINISTRATION		
Line 47	Administrative salaries and expenses.	7,100

OTHER EXPENDITURES		
Line 48	Right-of-way and property purchases	
Line 49	Property leases	1,020
Line 50	Street lighting	
Line 51	Professional services - audit, clerical, and legal.	
Line 52	Professional services - engineering.	95,367
Line 53	Interest - bond (include LIDs).	
Line 54	Interest - notes (include loans).	
Line 55	Redemption - bond (include LIDs)	
Line 56	Redemption - notes (include loans)	

Line 57	Payments to other local government	1,500
Line 58	Fund transfers to non-highway accounts	
Line 59	All other local expenditures	
Line 60	Total Other (sum lines 48 through 59)	97,887
Line 61	TOTAL DISBURSEMENTS (sum lines 29, 34, 41, 46, 47, 60)	2,260,141
Line 62	RECEIPTS OVER DISBURSEMENTS (line 24 - line 61)	469,899
Line 63	OTHER ADJUSTMENTS (Audit adjustment and etc.)	
Line 64	CLOSING BALANCE (sum lines 1, 62, 63)	2,635,496
Line 65	Funds on Line 64 obligated for specific future projects & reserves	1,976,622
Line 66	Funds on Line 64 retained for general funds and operations	658,874
Line 67	ENDING BALANCE (line 64 minus the sum of lines 65, 66)	0

REPORTING ENTITY NAME: OWYHEE COUNTY FISCAL YEAR: 2022

REPORTING MEASURES Page 3 of 3

NEW CONSTRUCTION		
Line 68	Total lane miles constructed	
Line 69	Total square feet of bridge deck constructed	
RECONSTRUCTION/REPLACEMENT/REHABILITATION		
Line 70	Total lane miles rebuilt, realigned, or overlay	5
Line 71	Total square feet of bridge deck reconstructed or rehabilitated	528
ROUTINE MAINTENANCE		
Line 72	Total lane miles with surface treatments, chip sealed, seal coated etc. on line 35	22
Line 73	Total lane miles graded or bladed on line 38	3,893

PROJECTS

FUTURE PROJECTS & RESERVE DESCRIPTIONS			
Line 74	Available Funds (From line 65)		1,976,622
	Project List	Start Year	Projected Cost
	River Road overlay 4.8, chip seal 12.5	2023	525,000
	Mormon Blvd overlay 2, chip seal 13.1	2024	350,000
	Mud Flat Road - Chip 14	2025	275,000
	Davis Bridge Replacement	2026	550,000
	Wilson Creek Road Reconstruction	2023	1,100,000
	Wilson Cemetery Paving .15 miles	2023	60,000
	North Fork Boulder Cree Bridge Replacement	2022 - 2023	675,000
	Pleasant Valley Road Reconstruction 5.5 miles	2026-2028	4,520,000
	Oreana Loop Reconstruction	2029	6,000,000
	Reynolds Creek Road Reconstruction	2030	800,000
Line 75	Estimated Cost of future projects		14,855,000
Line 76	Available for Other Projects (line 74 minus line 75)		-12,878,378
Line 77	Deferred maintenance costs over the last 5 years (in dollars)		3,324,300