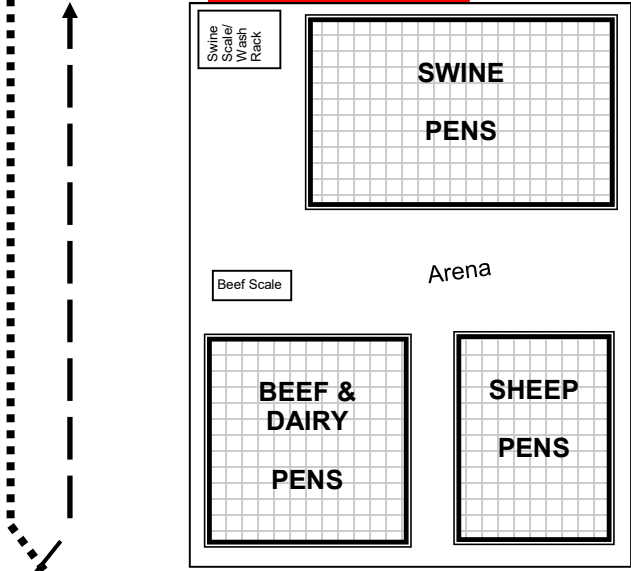


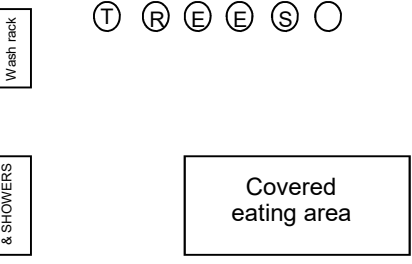
Camper Parking  
(advanced reservations required)

FREE! Parking

TEMPORARY unloading  
for SWINE and tack



TEMPORARY unloading  
for BEEF, DAIRY,  
SHEEP, tack



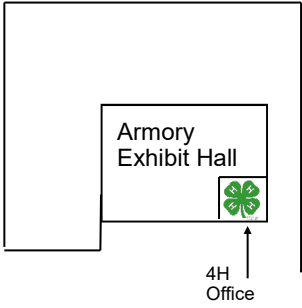
EXIT ONLY!  
For Beef,  
Dairy,  
Sheep,  
Swine

ALL GOATS ENTER & EXIT

SWINE ENTER

Tuesday: SHEEP; Wednesday: BEEF & DAIRY ENTER

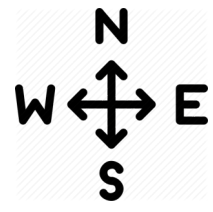
ENTER



MAIN  
ENTRANCE  
for pedestrians



VENDOR ENTRANCE ONLY  
NO LIVESTOCK TRAILERS



FREE! PARKING

Revised: March 8, 2017

## UNLOADING LIVESTOCK AT THE OWYHEE COUNTY FAIRGROUNDS

Please CAREFULLY review the map regarding pen locations and unloading at the Fair. With everyone's cooperation we will keep things moving as quickly as we can. PLEASE BE PATIENT, and keep those rigs moving when you can!!

If youth weighed in two animals, THEY MUST SELECT WHICH ONE THEY WILL WEIGH IN AT FAIR — PRIOR TO ARRIVING. If the selected animal makes weight, the second animal WILL NOT BE WEIGHED IN.

1. ALL trailers with BEEF, DAIRY, and SHEEP enter on the inside lane of the livestock road. Please stay with or close to your outfit so we can keep the line moving.

- Stop in the **Temporary Unloading Area** near the beef, dairy pens.
- Unload your animal and tack as safely and quickly as you can, and then have someone move your pickup and trailer. **DON'T LEAVE VEHICLES IN THE TEMPORARY UNLOADING AREA WHILE YOU MOVE IN AND DECORATE!!!**
- Cross over to the outside and continue and turn right after the swine scale and unloading area. Continue east and turn right at the end of the Horse Barns. Watch traffic — this will be a busy spot — and continue out through the gate. **NOTE: This gate will also be the entrance for goats, so please allow room for them to enter.**

2. ALL trailers with SWINE enter on the outside lane of the livestock road. Cross over to the inside after the Temporary Unloading Area for Beef, Dairy, and Sheep. **Please stay with or close to your outfit so we can keep the line moving.**

- Turn right at the northwest corner of the livestock barn (by the swine scales).
- Stop in the Swine "Temporary Unloading Area" near the swine scales.
- Please unload your animal(s) and tack as safely and quickly as you can, and then have someone move your pickup and trailer. **DON'T LEAVE VEHICLES IN THE TEMPORARY UNLOADING AREA WHILE YOU MOVE IN AND DECORATE!!!**
- Continue east and turn right at the end of the Horse Barns. Watch traffic — this will be a busy spot — and continue out through the gate. **NOTE: This gate will also be the entrance for goats, so please allow room for them to enter.**

3. ALL trailers with GOATS enter and exit through the east gate. **Please stay with or close to your outfit so we can keep the line moving.**

- Turn left at the gate near the Horse and Goat barns. Continue straight and unload between the barns or on the west end. Beef, Dairy and Sheep will be unloading in that area, so try to stop between the barns if you can.
- Please unload your animal(s) and tack as safely and quickly as you can, and then have someone move your pickup and trailer. **DON'T LEAVE VEHICLES IN THE TEMPORARY UNLOADING AREA WHILE YOU MOVE IN AND DECORATE!!!**
- Continue left around the Goat barn and turn right to continue back out through the east gate.

4. ALL VENDORS — and ONLY VENDORS — enter through the middle gate. NO livestock trailers.

All projects must be in place by 10:00 a.m. on Wednesday.

Complete schedules, rules and information are in the fair book.

**The fairgrounds and all facilities belong to YOU so please take care of YOUR fairgrounds!**

Fair Office 208-337-3888  
208-941-4522  
Extension Office 208-896-4104

